

Ages 11-18
Junior Artists

EXPLORE

Explore famous Artists who are experts with the medium

OBSERVE

Observe patterns and techniques used in the art work

EMBIBE

Get a feel of the medium and learn the various techniques used

CREATE

Choose your special pieces and start your creative journey

Charcoal Art

Charcoal allows us to create great depth in art work in spite of the range of shades being contained. Using charcoal adds to the intrigue of the work and also allows the artist to experiment vividly within boundaries.

- Charcoal Master Artists
- Introduction to the charcoal medium
- Shade and Tone Analysis
- Blend and Smudge techniques
- Choosing what to create
- Artwork in action





Hand Lettering and Calligraphy

Hand lettering is the art of creating unique styles of lettering which can be used in a plethora of areas such as cards, invitations, posters, etc.



- Hand Lettering Artists
- Lettering Styles
- Calligraphy techniques
- Create your own lettering style
- Artwork in action



Water Color

Water colors can be used to create realistic art work that emulates live objects, landscapes or people. This lesson will go deeper into the intricacies of water color techniques to create realistic paintings.


- Water Color Master Artists
- Introduction to the medium
- Wet in wet technique
- Gradients and color blending
- Choosing what to create
- Artwork in action



Pencil Shading

Pencil shading brings out finesse in understanding tonal quality. This lesson will allow participants to explore creating realistic art work using different gradients of just pencils.

- Pencil Shading Master Artists
- Introduction to the medium
- Blending and Shading techniques
- Realism using pencil shading
- Choosing what to create
- Artwork in action



Pot painting

This lesson focusses on intricate dot and acrylic work on pots of different shapes and sizes.


- Introduction to the pot base and curvature
- Dotting techniques
- Indian Art form on pots
- Deciding the design and pot coverage
- Artwork in action



Perspective Drawing

The lesson will delve deep into drawing cityscapes and monumental structures with the help of perspective analysis.

- Perspective Master Artists
- Introduction to spatial analysis
- Introduction to structural analysis
- Introduction to one, two and three point perspective.
- Shading and line drawing techniques
- Choosing what to create
- Artwork in action



Acrylic Painting



Acrylic work delves into creating abstract and realistic paintings of people, places, landscapes and floral work.

- Acrylic Master Artists
- Introduction to the medium
- Mixing, blending and shade creation
- Understanding depth
- Choosing what to create
- Artwork in action



Color Pencil Advanced

Color pencils add to the dynamics of shading with the diversity of color and creativity. This lesson takes us deeper into the techniques used to create realistic work using the medium.

- Color Pencil Master Artists
- Introduction to the medium
- Mixing and blending
- Color creation
- Choosing what to create
- Artwork in action

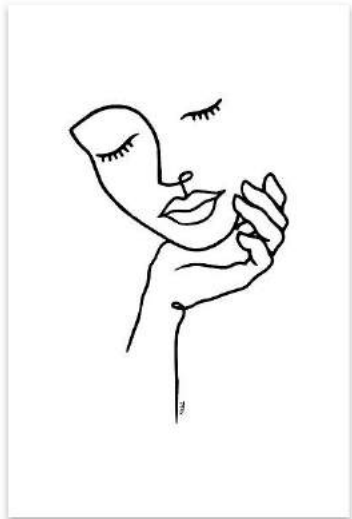




Figurative Line Drawing

This lesson delves into to character and structural design which helps greatly while creating portraits and detailed monuments

- Portrait Artists
- Line drawings
- Human face proportions
- Human body proportions
- Abstraction and Realism
- Artwork in action



Mixed Media

Mixed media delves into using a variety of media to contribute to the vibrancy of the painting.

- Mixed Media Artists
- Introduction to multiple media
- Framing and placement
- Sponge and Pattern Techniques
- Choosing what to create
- Artwork in action



Project

Students are to ideate and create their own work of art using the various media and techniques learnt.

- Brainstorming session
- Mood board creation
- Deciding what to create
- Artwork in action

