

Ages 6-10  
Sub-junior  
Artists

**EXPLORE**

**Explore famous Artists who are experts with the medium**

**OBSERVE**

**Observe patterns and techniques used in the art work**

**EMBIBE**


**Get a feel of the medium and learn the various techniques used**

**CREATE**

**Choose your special pieces and start your creative journey**

# Oil Pastel Crayons

Oil pastels are rich in color and have the ability to transform a canvas or work of art. This lesson digs deep into oil pastel techniques including gesture portrait, nature paintings, cityscape, still life and more.



- Oil Pastel Master Artists
- Introduction to the oil pastel medium
- Mixing and blending
- Dot and Dash technique
- Choosing what to create
- Artwork in action


# Soft Pastels

Pastels have been used by artists since the 18<sup>th</sup> century, notable artists made pastel their primary medium. This lesson digs deep into soft pastel techniques including still life, nature paintings, and landscapes.



- Pastel Art in Art History
- Difference between Oil and Soft Pastel
- Introduction to the Soft pastel medium
- 5 basic Soft Pastel techniques
- Foreground, middle ground, background
- Choosing what to create
- Artwork in action

# Poster Color



Poster paint is a distemper paint that usually uses a type of gum-water or glue size as its binder. The block like colors are greatly used for abstract work.


- Poster Color Master Artists
- Introduction to the medium
- Blocking technique
- Choosing what to create
- Artwork in action



# Color Pencil Basics

Color pencils add to the dynamics of shading with the diversity of color and creativity. This lesson takes us deeper into the techniques used to create realistic work using the medium.

- Color Pencil Master Artists
- Introduction to the medium
- Basic mixing and blending
- Color creation
- Choosing what to create
- Artwork in action



# Project

Students are to ideate and create their own work of art using the various media and techniques learnt.

- Brainstorming session
- Mood board creation
- Deciding what to create
- Artwork in action

